

Quilt-Pro 6 - Rotating and Flipping a Block

Flipping blocks is an easy way to transform the look of your quilt design. In this lesson, we will use the Rotate and Flip tools on the floating toolbar.

Use the **Rotate Right** Tool to rotate the block clockwise 90 degrees.



Use the **Rotate Left** Tool to rotate the block counter-clockwise 90 degrees.



Use the **Flip Horizontal** Tool to flip blocks Horizontally.



Use the **Flip Vertical** Tool to flip blocks Vertically.



Let's start our quilt by saving and closing any open projects.

Open the **Quilt Wizard** by clicking the **Quilt Wizard** button on the **Ribbon bar**.



From **Layout** tab, choose **Layout Type: Straight Blocks**

In **Block Placement** section: Choose **Alternate**.

On the **Size** tab, set the **Blocks down & Blocks Across** to 6

Block Size: Block Width and Height: 6"

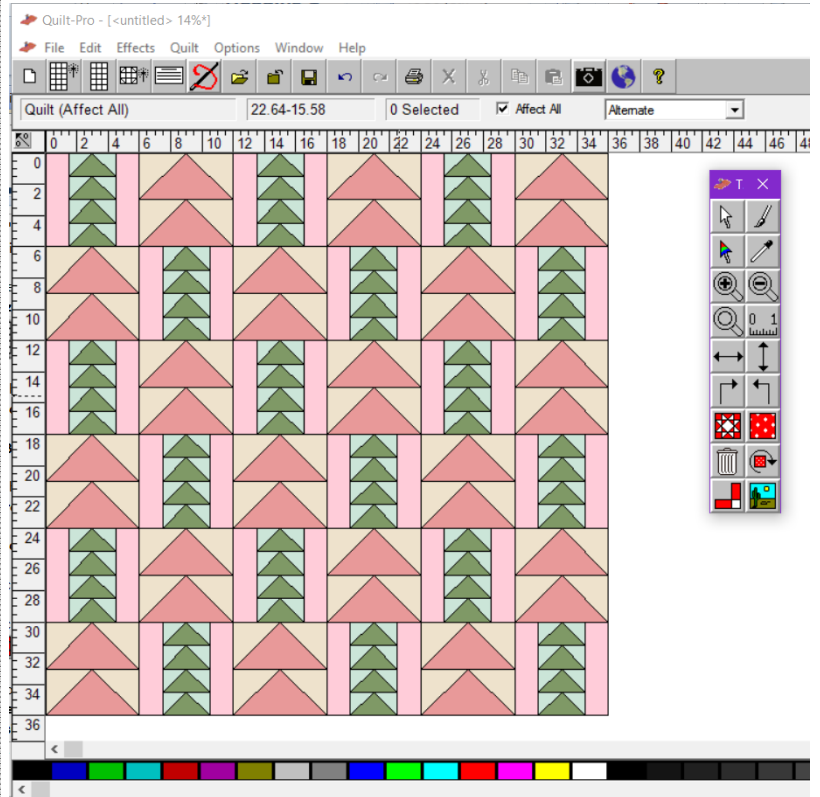
Click the **Finish** button.

Click the **Block Library** button on the toolbar.

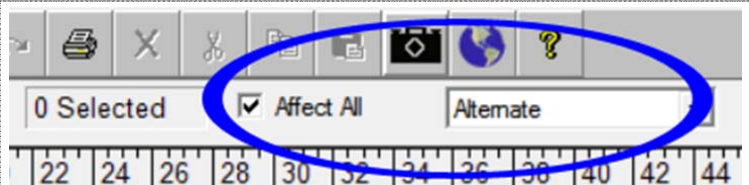


Select and open the **Geese Blocks** Folder and locate and click to select the **Goose Chase #1** block. Then move your cursor over to the empty block space at the top left corner of the quilt and click once. The block will fill every other position.

Return to the **Block Library** and select and open the **Basics** folder: **Goose Chase** block. Then click on the block on the remaining open space in the quilt. It should look like the image above.



With the quilt on screen, select **Affect All**.



Quilt-Pro 6 - Rotating and Flipping a Block pg 2


Click on the **Flip Vertical** tool to select it. Then click once on any Goose Chase Block (the one with the two triangles)



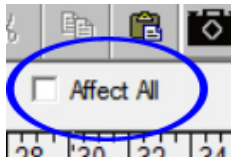
Click on the **Rotate Right** tool to select it. Then click once on any Goose Chase #1 Block (the one with the 4 triangles)



This was the result:




Next up, unselect the **Affect All** option.



Using the **Flip Horizontal** tool, click once on the Goose Chase #1 (4 Triangles) blocks in the 2nd, 4th, and 6th rows.



Using the **Rotate Right** tool, click once on the Goose Chase blocks in the 1st, 3rd, and 5th rows.



A few more clicks with the flip and rotate tools and I get this.

Keep playing until you get a design you like.

